

Writing Formulas for Compounds with Multivalent Cations

Part I: Common Naming System

Today we will start to use the transition metals in constructing ionic compounds. Find iron on your periodic table. Note that directly above the symbol Fe, the numbers 2 & 3 are written. These numbers are the cationic charges that iron can have when it forms an ionic compound. Look at some of the other transition elements that also have more than one charge.

Divalent Metal Ions		
Formula	Stock Name	Common Name
Au ¹⁺	Gold(I) ion	Aurous ion
Au ³⁺	Gold(III) ion	Auric ion
Co ²⁺	Cobalt(II) ion	Cobaltous ion
Co ³⁺	Cobalt(III) ion	Cobaltic ion
Cu ¹⁺	Copper(I) ion	Cuprous ion
Cu ²⁺	Copper(II) ion	Cupric ion
Fe ²⁺	Iron(II) ion	Ferrous ion
Fe ³⁺	Iron(III) ion	Ferric ion
(Hg ₂) ²⁺	Mercury(I) ion	Mercurous ion
Hg ²⁺	Mercury(II) ion	Mercuric ion
Ni ²⁺	Nickel(II) ion	Nickelous ion
Ni ³⁺	Nickel(III) ion	Nickelic ion
Pb ²⁺	Lead(II) ion	Plumbous ion
Pb ⁴⁺	Lead(IV) ion	Plumbic ion
Sn ²⁺	Tin(II) ion	Stannous ion
Sn ⁴⁺	Tin(IV) ion	Stannic ion

When elements have more than one charge, it is important to distinguish which charge is being used. We will do this in the way we name the ion. Today we will start by using the common naming system.

Antoine Laurent Lavoisier (1743-94) reformed chemistry in the late 1700's with his publication of *Méthode de nomenclature chimique* in 1787 (along with three co-authors) and *Traité élémentaire de Chimie* in 1789. He is known as the "**Father of Modern Chemistry**." Two typical names of chemicals up to this point in history are "foliated earth of tartar" and phlogisticated vitriolic acid." There were hundreds of such names. One goal of the *Méthode* was to create chemical names based on the chemical composition.



Lavoisier's solution, which will be studied in this lesson, was to use different suffixes to indicate differences in composition. Specifically, the use of "-ous" and "-ic" will be studied.

When using the Common Naming System, you should refer to the chart on the left. It is also on the back of your periodic table. **This information in the chart needs to be memorized.**

The steps here are exactly as they were last class when we used polyatomic ions, except we need to use the above chart to look up the symbol and charge for the name used.

Example: Write the formula for ferric oxide

Description of Action	Action
1. Write the symbol and charge for the cation.	1. Fe ³⁺
2. To the right of the cation, write the anion.	2. Fe ³⁺ O ²⁻
3. Cross each element's oxidation number to the lower right side of the other element's symbol.	3. Fe ³⁺ O ²⁻ Result: Fe ₂ O ₃
4. Remove all (+) signs, (-) signs and ones.	4. Fe ₂ O ₃
5. Reduce if necessary. Remember, if you are using a polyatomic ion, DO NOT touch anything in the parenthesis.	5. Not Necessary: Fe ₂ O ₃
6. If you are using a polyatomic ion and there is no number outside of the parenthesis, you can remove the parenthesis.	6. No polyatomic ions: Fe ₂ O ₃

Now you try it. Write the formula for cobaltic phosphate

Description of Action	Action
1.	1.
2.	2.
3.	3.
4.	4.
5.	5.
6.	6.

Practice: Write the formulas for each of the following.

1. ferrous oxide
2. cobaltic phosphite
3. nickelous nitride

Part II: The Stock System

The second type of naming you will learn about today is called the Stock system or Stock's system. It was designed by Alfred Stock (German chemist 1876-1946), and first published in 1919. In his own words, he considered the system to be "simple, clear, immediately intelligible, and capable of the most general application."



In 1924, a German commission recommended Stock's system to be adopted with some changes. For example, FeCl_2 , which would have been named iron(2)-chloride according to Stock's original idea, became iron(II) chloride in the revised proposal. In 1934, Stock approved of the Roman numerals, but felt it better to keep the hyphen and drop the parenthesis. This suggestion has not been followed, but the Stock system remains in use worldwide.

Example: Write the formula for copper(II) chloride.

Description of Action	Action
1. Write the symbol for the given cation name.	1. Cu
2. Write the number in parenthesis as the cation's charge.	2. Cu^{2+}
3. To the right of the cation, write the anion.	3. $\text{Cu}^{2+} \text{Cl}^{1-}$
4. Cross each element's oxidation number to the lower right side of the other element's symbol.	4. $\text{Cu}^{2+} \text{Cl}^{1-}$ Result: $\text{Cu}_1 \text{Cl}_2$
5. Remove all (+) signs, (-) signs and ones.	5. CuCl_2
6. Reduce if necessary. Remember, if you are using a polyatomic ion, DO NOT change anything in the parenthesis.	6. Not necessary: CuCl_2
7. If you are using a polyatomic ion and there is no number outside of the parenthesis, you can remove the parenthesis.	7. No polyatomic ions: CuCl_2

Fill in the information below to determine the formula for: **iron(III) citrate**

Description of Action	Action
1.	1.
2.	2.
3.	3.
4.	4.
5.	5.
6.	6.
7.	7.

More Practice: Write the formulas for each of the following compounds. They all use Stock's system.

1. nickel(II) sulfide
2. lead(IV) bromide
3. iron (II) bicarbonate

Part III: Naming Ionic Compounds with Multivalent Cations

All transition elements are multivalent cations with the exception of Group 3: **Scandium, Yttrium, Lanthanum & Actinium (3+)**; Group 4: **Zirconium, Hafnium (4+)**; **Silver (1+)**; and Group 12: **Zinc & Cadmium (2+)**. These values must be memorized.

Example: Name FeSO_4

Description of Action	Action
1. Name the cation.	1. iron
2. If the element can have more than one charge, write empty parenthesis after the cation's name.	2. Yes, iron has charges of 2+ or 3+ iron()
3. Name the anion. Leave the parenthesis blank.	3. iron() sulfate
4. If they are not already written, put parenthesis around any polyatomic ions.	4. $\text{Fe}(\text{SO}_4)$ Sulfate is polyatomic, so I put parenthesis around it. Iron is not polyatomic, so it does not need parenthesis.
5. Write the anion's charge to the top right of its symbol, outside of the parenthesis	5. $\text{Fe}(\text{SO}_4)^{2-}$
6. Multiply the anion's charge and the anion's subscript . If the anion is polyatomic, use the subscript outside of the parenthesis. If there is no number written, we can assume it is one.	6. For this formula we would multiply 2- (charge) x 1 (subscript). $2 \times 1 = 2$
7. Divide the result by the subscript of the cation. Again, if there is no number written, assume the subscript is one.	7. Our result was (2) and there is no subscript for Fe, so we would divide: $2 \div 1 = 2$
8. Your new result is the roman numeral to put in parenthesis after the cation's name.	8. iron(II) sulfate
9. If applicable, also write the common name.	9. ferrous sulfate

*An additional process to this method will be taught in class. Keep notes on the back page.

Fill in the information below to determine the name of Cu_3PO_3 .

Description of Action	Action
1.	1.
2.	2.
3.	3.
4.	4.
5.	5.
6.	6.
7.	7.
8.	8.
9.	9.

Homework Part I: Write the formulas for each of the following compounds. All versions of naming are used (binary ionic compounds, polyatomic compounds, Common and Stock naming systems).

1. iron(III) oxide

2. calcium sulfide

3. nickel(III) iodide

4. rubidium nitrate

5. mercuric oxide

6. cupric chloride

7. lead(IV) chlorate

8. aluminum sulfite

9. potassium nitride

10. iron(III) hydrogen sulfate

11. ferric carbonate

12. magnesium citrate

13. lead(II) phosphite

14. iron(II) dichromate

15. cuprous hydroxide

16. copper(II) thiosulfate

17. lithium chloride

18. cupric bicarbonate

19. nickel(II) nitrate

20. silver cyanide

21. calcium chlorate

22. ammonium sulfate

23. aluminum chlorate


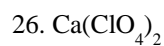
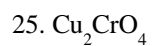
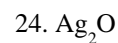
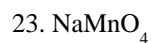
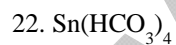
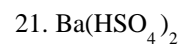
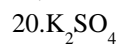
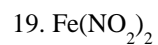
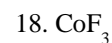
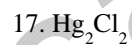
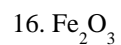
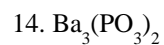
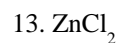
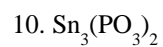
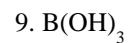
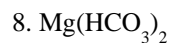
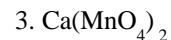
24. zinc sulfite

25. tin(IV) chloride

26. silver sulfide

27. antimony(V) chloride

Homework Part II: Write the correct name for the following compounds. **When applicable, use BOTH the Stock and Common naming systems.**



After completing this worksheet you can take the following on-line quizzes:

• common naming system formula quiz	• stock naming system formula quiz
• common naming system formula quiz 2	• stock naming system formula quiz 2
• common naming system names quiz 1	• stock naming system names quiz 1
• common naming system names quiz 2	• stock naming system names quiz 2
• common naming system true false quiz	• stock naming system true false quiz

www.sartep.com